

Handle the equipment with care. Avoid dropping it, knocking it, or otherwise exposing it to damage.

Never expose the equipment to excessive moisture, dust or dangerous/corrosive chemicals.

Keep the equipment clean. You will find this less of a chore if you clean up regularly rather than wait until the end of the hire period.

When not in use, store the equipment somewhere clean, dry and safe from thieves.

FINISHING OFF

With the mixer switched OFF and isolated from the power supply. Wipe over the surface of the machine with a damp cloth.

Finally, neatly coil the cable ready for return.




©HSS Hire Service Group Plc 1996 No. 646/01

Group Office: 25 Willow Lane, Mitcham, Surrey CR4 4TS


Operating & Safety Guide 646

HSS Hire Shops



Forced Action Mixer

For mixing screed, resins, plaster or mortar without introducing air into the mix.



Code 42311

GENERAL SAFETY

For advice on the safety and suitability of this equipment contact your local HSS Hire Shop.

Keep children, animals and bystanders out of the work area.

Never use this equipment if you are ill, feeling tired, or under the influence of alcohol or drugs.

This equipment should only be used by a competent person who has read and understood these instructions.

Check the equipment before use, if it shows signs of damage or excessive wear, return it.



Safety Goggles MUST be worn by anyone in the work area.



NOTE: Some materials contain substances which, when inhaled, can be harmful to health. A suitable mask must be worn when using this equipment.



Wear protective clothing. Footwear and gloves MUST be worn. Avoid loose garments and jewellery that could catch in moving parts.

Ensure work area is tidy, well lit and ventilated.

Always transport, store and operate the machine in an upright position.

Always switch equipment OFF before making any adjustments to it. Never leave it switched ON and unattended.

Ensure you know how to switch the mixer OFF (in case of difficulty) before you switch it on.

If the equipment fails, or if its flex or plug is damaged, return it. Do not attempt to repair it yourself.

Warning

If mixing resins a fume extractor must be used in the work area.

ELECTRICAL SAFETY

This equipment is designed to run from a 110V power supply and may be powered from a generator or the mains via a suitable transformer.

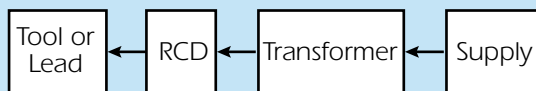
Keep flexes and extension leads out of harm's way. Extension leads should be fully unwound and loosely coiled away from the equipment. Never run them through water, over sharp edges, or where they could trip someone.

Remember, using electrical equipment in very damp or wet conditions can be dangerous.

WARNING

When used with a transformer an RCD will only protect the user if fitted between the transformer and the tool being used.

An RCD fitted between the power supply and the transformer only protects up to the transformer.



To reduce the risk of electric shock, use a suitable RCD (Residual Current-Operated Device) available from your local HSS Hire Shop.

Never leave electrical tools unattended while they are plugged in and switched ON.

The machine is fitted with an NVR (No Volt Return) switch which needs to be reset if the power supply is interrupted during use.

GETTING STARTED

Set the machine up on a firm level surface, then plug into a suitable power supply and switch on.

Remove the mixing paddle from the machine. Fit the drum into the cradle and refit the paddle.

Some materials may be mixed in their own container. However, the container must have a reasonably close fit to the drum.

BASIC TECHNIQUES

Pour the mix into the drum (capacity is approximately 22 litres) and switch on the mixer.

If the machine is fitted with a timer, you will need to set the desired time before you can switch on. When the time has elapsed the machine will switch off.

When mixing is complete, switch the machine OFF, remove the paddle, lift the drum from the machine to dispense the mix – you may need help to lift this.

The mixer must not be tipped to discharge the contents of the drum.

EQUIPMENT CARE

Never push the equipment beyond its design limits. If it will not do what you want with reasonable ease, assume you have the wrong tool for the job. Ask at your local HSS Hire Shop for advice.

